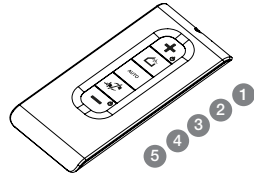


Aircare ES



Modo	Tasto	LED
Manuale	1	○ ○ ○ ●
Automatico	3	○ ○ ○ ●
Smaltimento CO ₂ / Umidità relativa / Prevenzione condensa		○ ○ ○ ● ☼
Bypass	4	○ ○ ○ ●


○ ○ LED spento
 ☼ LED lampeggiante veloce
 ● LED monocoloro acceso rosso

Modo	Lampeggi	Tasto	LED
Acceso/Aumento velocità/Diminuzione velocità		1 5	○ ☼ ○ ○
Spento		5	○ ● ○ ○
Errore critico del sistema e/o presenza acqua			○ ● ○ ○
Necessità pulizia o sostituzione filtri	3		○ ☼ ○ ○

● LED bicolore acceso rosso
 ☼ LED lampeggiante lento
 ○ LED bicolore acceso verde

ITA

Aircare ES



Mode	Button	LED
Manual	1	○ ○ ○ ●
Automatic	3	○ ○ ○ ●
CO ₂ Disposal / Relative umidity disposal / Prevent condensation		○ ○ ○ ● ☼
Bypass	4	○ ○ ○ ●


○ ○ LED off
 ☼ Fast flashing LED
 ● Red monochrome LED on

Mode	Flashes	Button	LED
On / Increase speed / Reduce speed		1 5	○ ☼ ○ ○
Off		5	○ ● ○ ○
Critical malfunctioning and/or presence of water			○ ● ○ ○
Need filter cleaning or replacing	3		○ ☼ ○ ○

● Red bicolored LED on
 ☼ Slow flashing LED
 ○ Green bicolored LED on

ENG

Aircare ES



Modalidad	Botón	LED
Manual	1	○ ○ ○ ●
Automático	3	○ ○ ○ ●
Eliminación CO ₂ / Humedad relativa / Evitar la condensación		○ ○ ○ ● ☼
Bypass	4	○ ○ ○ ●


○ ○ LED apagado
 ☼ LED parpadeante rápido
 ● LED monocromo encendido en rojo

Modalidad	Parpadeos	Botón	LED
Alimentado/Aumento velocidad/Reducción velocidad		1 5	○ ☼ ○ ○
Apagado		5	○ ● ○ ○
Error crítico y/o presencia de agua			○ ● ○ ○
Necesidad de limpieza o sustitución del filtro	3		○ ☼ ○ ○

● LED bicolore encendido en rojo
 ☼ LED parpadeante lento
 ○ LED bicolore encendido en verde

SPA

Aircare ES



模式	遥控器电池	LED 指示灯闪烁
手动的	1	○ ○ ○ ●
自动的	3	○ ○ ○ ●
二氧化碳处理 / 相对湿度处理 / 防止冷凝		○ ○ ○ ● ☼
分流	4	○ ○ ○ ●

○ ○ LED 关闭
 ☼ LED 快闪
 ● 红单色LED 打开

模式	光	遥控器电池	LED 指示灯闪烁
开 / 提高标准 / 降低标准		1 5	○ ☼ ○ ○
关		5	○ ● ○ ○
严重故障 / 水位			○ ● ○ ○
滤网需要清洗或更换	3		○ ☼ ○ ○

● 红双色LED 打开
 ☼ LED 慢闪
 ○ 绿双色LED 打开

CIN